



Version 1.01  
Issued: June 2019

A PRACTITIONERS  
FRAMEWORK FOR  
REMEDiation  
Introduction & Guidance

# RemSoc Framework

.... A practitioner's guide to  
remediation

# To Cover

1. An introduction to the framework
2. Next steps



## RemSoc Practitioners Framework for Remediation is Live!

We are pleased to launch RemSoc's 'Practitioners Framework for Remediation' as a download guidance document and toolkit from the RemSoc website ([remsoc.org.uk](http://remsoc.org.uk)).

The development of a framework for the design, implementation, optimisation and completion of remediation works represents one of the original RemSoc objectives and a key time following the release of the updated **Land Contamination: Risk Management** guidance by the Environment Agency.

Simon, Chair of RemSoc, stated that "The creation of this Framework was one of the reasons for the establishment of our Society. The Framework has been developed to guide practitioners through the key stages of a remediation project and the decisions that may be required at each stage of the project."

Practitioners from a wide range of backgrounds and disciplines are challenged by a range of projects by the RemSoc.



RemSoc Practitioners Framework for Remediation


# Framework Guidance – Why?

- Early discussions amongst RemSoc members identified limited practical guidance around the design and implementation of remediation works.
- Limited hands on information to support the remediation practitioner
- Different practitioners focus on different areas.
- We challenged ourselves to explore and progress the development of a framework to support and guide the activities that should be considered in the implementation of a remediation programme.

# Framework Guidance – Objective

To develop a framework which ....

- Is applicable to a wide variety of remediation activities and scenarios
- Is flexible, and can be added to or adapted in response to the needs of practitioners and as our industry develops further
- Provides a useful point of reference and guidance for remediation practitioners at all levels
- Can be used as ‘tool’ in the implementation process

- 
- I. Protection of human health and the Environment
  - II. Safe Working Practices
  - III. Consistent, Clear & Reproducible Evidence Based Decision Making
  - IV. Record Keeping & Transparent Reporting
  - V. Good Governance and Stakeholder Involvement
  - VI. Sound Science

**Aligns well with the Surf UK Guiding Principles**

# Framework Guidance – Where we were in 2016

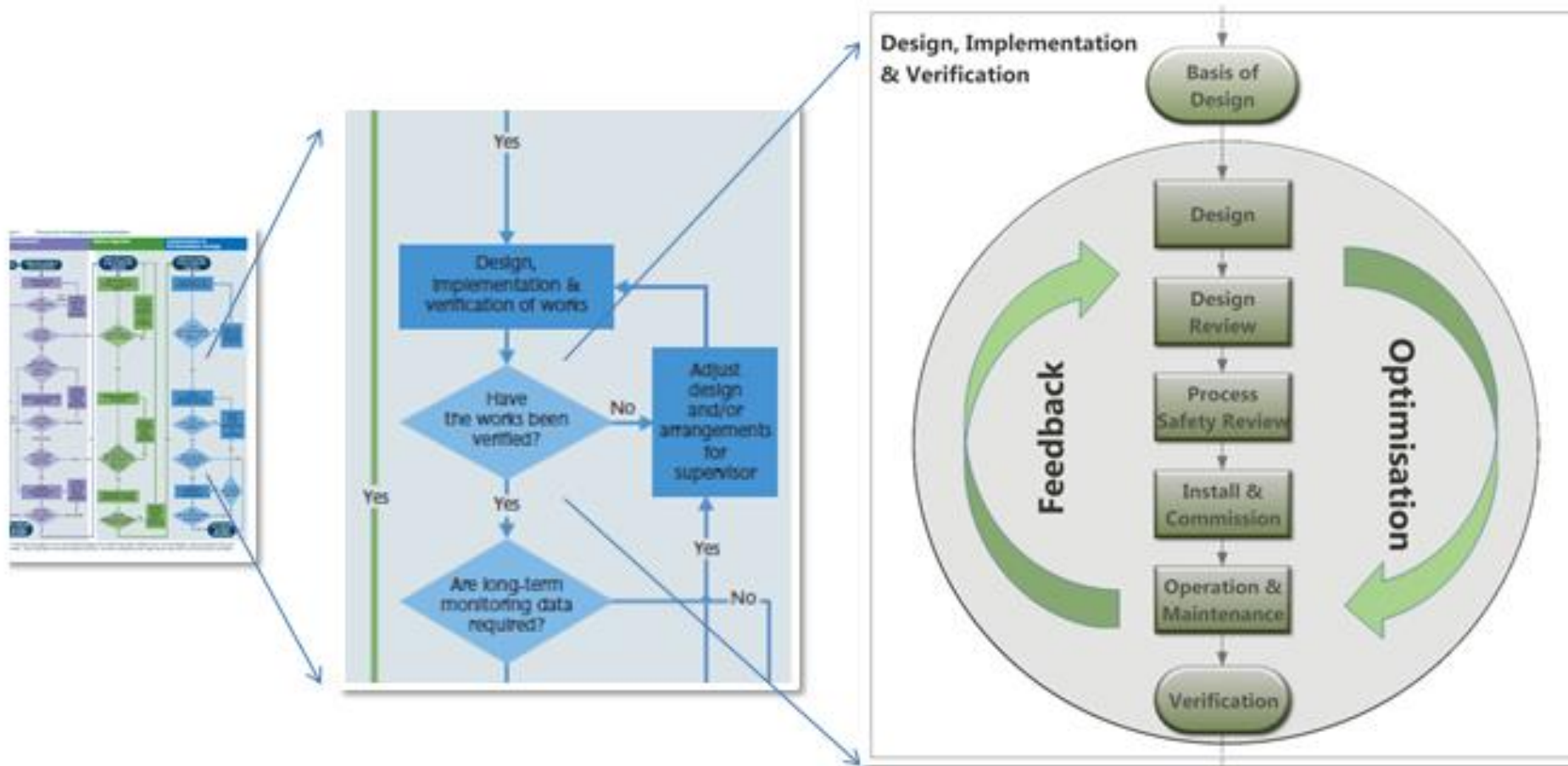
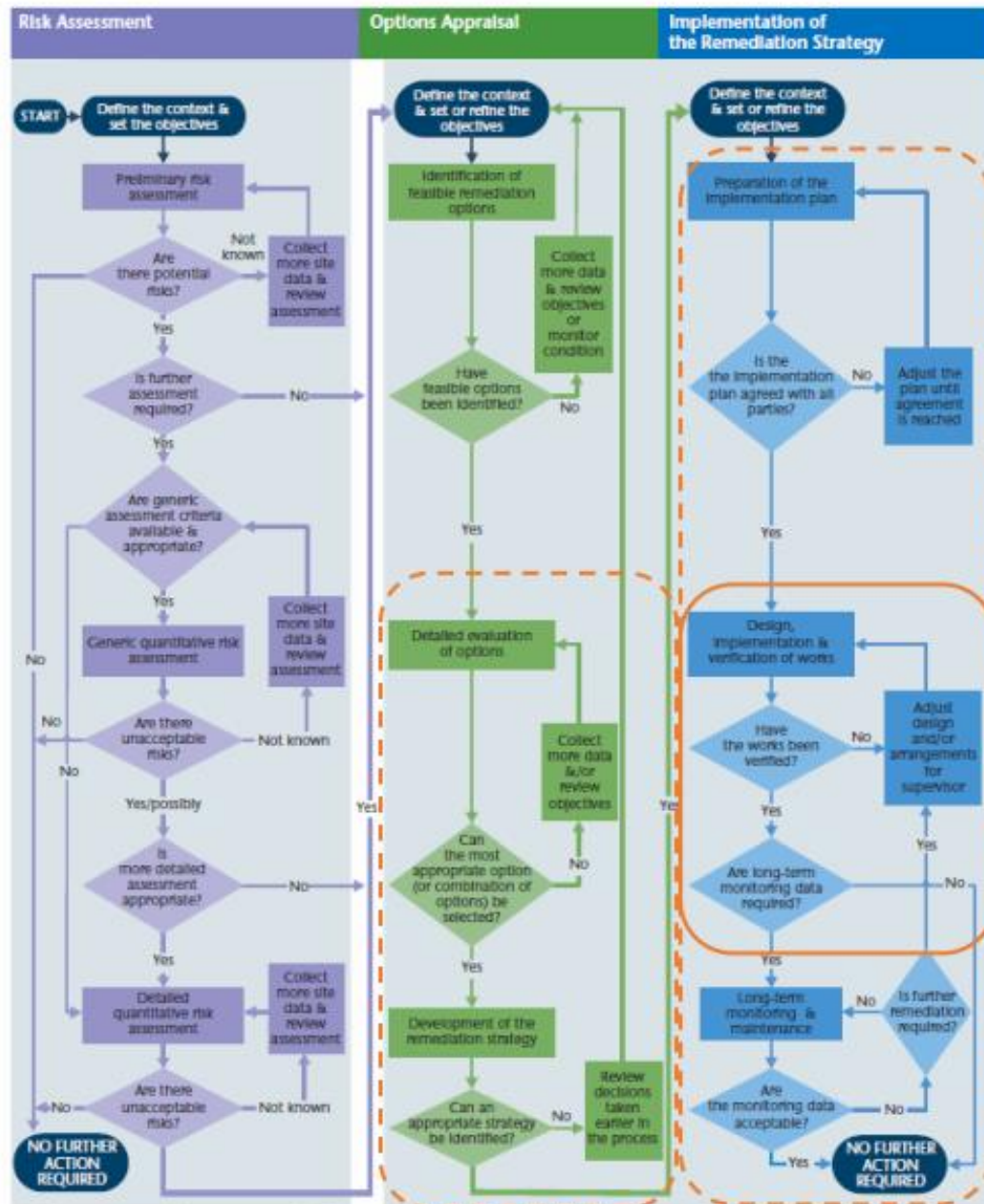




Figure 1: RemSoc Framework Relationship with CLR11

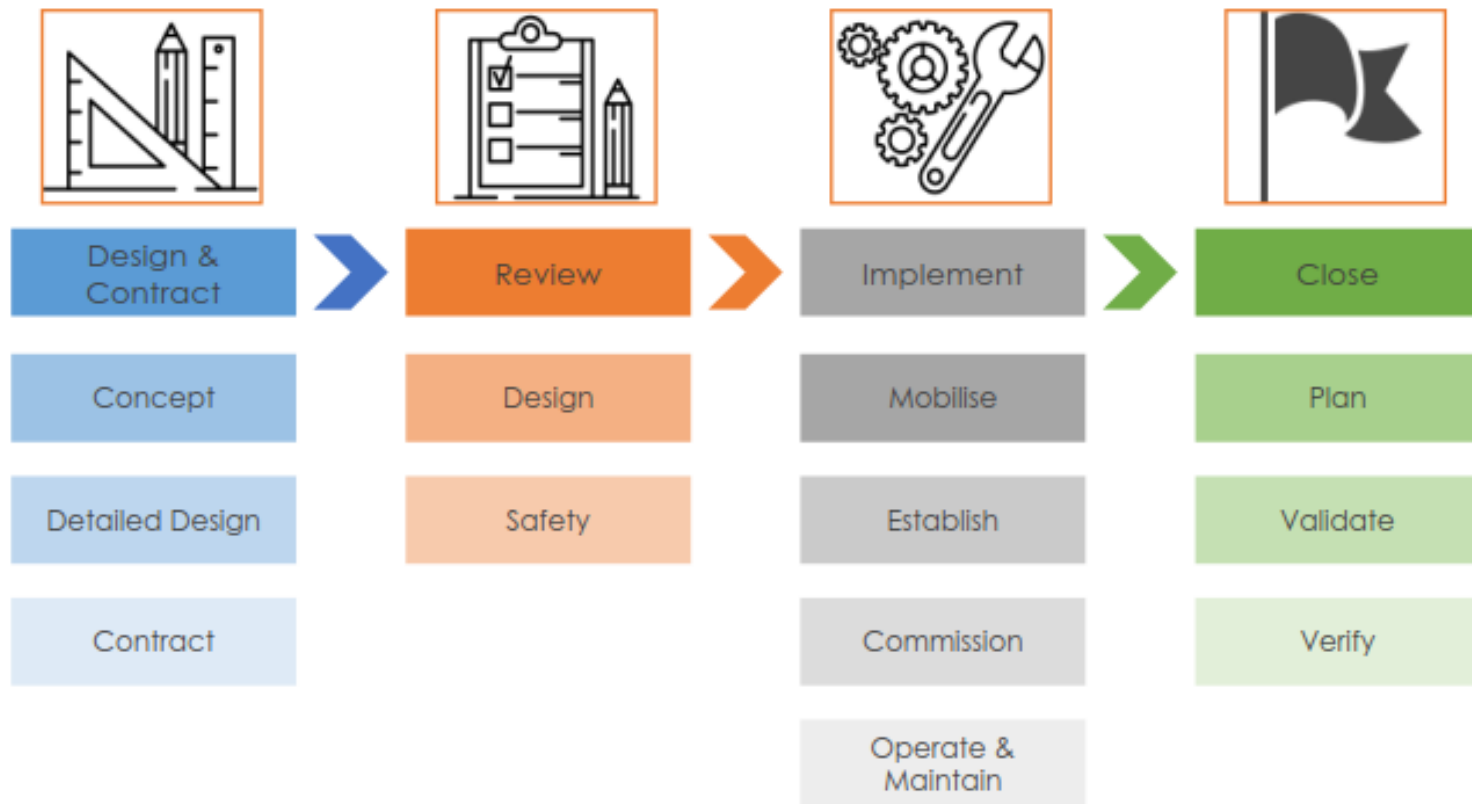


Note: The process may apply to one or more pollutant linkages each of which may follow a different route. For some linkages, it may be possible to stop at an early stage – others will progress all the way through the process. The level of complexity of each stage may also vary and in some cases may be very simple.

Expanded Area of Influence


# Simplified Structure

Figure 2: RemSoc Practitioners Framework for Remediation





# Framework Guidance Structure




Remediation Stage




Aspect to Consider



Relevant Questions








Comments &  
Prompts



Guidance or  
References

# For Example

| Feature   | Example   |
|---|---|
|    | Review  |
|    | Design Review   |
|    | Compliance with regulations   |
|    | What acts and regulations need to be complied with?<br>What permits are needed to complete the works?<br>Can they be obtained within the project timescales?  |
|   | These could include Environmental permit/Mobile Plant Licence; Abstraction licence; Discharge consent; Materials Management Plan; Asbestos Management Plan; Streetworks license; Machinery Directive (CE); DSEAR / ATEX; PUWER; CDM; Pressure systems regulations; Party Wall Act; Planning Regulations; Waste Licensing Regulations; Archaeological and Ecological aspects; Petroleum Regulations and Storage of Flammable Liquids |
|  | <a href="http://www.hse.gov.uk/fireandexplosion/atex.htm">http://www.hse.gov.uk/fireandexplosion/atex.htm</a> (Link to ATEX Regulations as an example)  |

# Framework went live June 2019.....



## RemSoc Practitioners Framework for Remediation is Live!

We are pleased to launch RemSoc's '[Practitioners Framework for Remediation](#)' as a free to download guidance document and toolkit from the RemSoc website ([www.remsoc.org.uk](http://www.remsoc.org.uk)).

The development of a framework for the design, implementation, optimisation and verification of remediation works represents one of the original RemSoc objectives and comes at a key time following the release of the updated [Land Contamination: Risk Management guidance](#) by the Environment Agency.

**Mark Stevenson**, Chair of RemSoc, stated that 'The creation of this Framework was one of the key reasons for the establishment of our Society. The Framework has been developed to guide practitioners through the key stages of a remediation project and to signpost factors and decisions that may be required at each stage of the project.'

As a group of practitioners from consulting and contracting backgrounds with a wide range of different experiences and perspectives we have challenged ourselves to create a framework that can be applied across a range of different remediation projects by all remediation practitioners for the benefit of a wide range of project stakeholders.

As always, all feedback will be very welcome to ensure that future updates further strengthen the tool, reinforce its applicability, and adapt to the changing needs of our industry.'



RemSoc Practitioners Framework for Remediation



# RemSoc

The society for remediation practitioners in the UK

The framework and tools can be accessed via the RemSoc.org website

Each tool is structured the same with the Intro page containing a series of hyperlinks to the worksheets

In the simple mode you can chose a "status" and add notes

You can insert rows to add a project title.....

The risk register version has an action section and a risk and likelihood rating section

Updates can be added making it a useful decision record tool



# Framework Guidance – Next Steps

1. Promotion through conferences and engaging with regulators and clients
2. Develop case studies – gather feedback
3. Continue to populate, streamline and improve use-ability



RemSoc

[www.remsoc.org](http://www.remsoc.org)

Thank you for listening....